



Raven Monitor-Controlled Orbit-Air[®]

64 (Electric Motor) & 66 (Hydraulic Motor) Series

Website: www.gandy.net / E-mail: custsrv@gandy.net

IMPORTANT: These rate charts are derived from factory calibrations made with currently available products as identified at the top of each chart. It is recommended that the individual user check the actual output of their unit on site as variations can occur in formulations, density, and atmospheric conditions that affect flow characteristics of locally available products. The user is also cautioned to make certain he is reading the correct chart and column for his product, metering wheels, Orbit-Air model, and deflector of row spacing. The procedure below and following should be followed to guard against any of these variables.

How to Calibrate The 64 and 66 Series Orbit-Air[®] Applicators

(Note: Two illustrated examples for adjusting “meter cal” for seed varieties follow.)

- 1) Place data in keys 1 through 8. Width of unit should be stated in inches, and if Gandy unit has split shaft, half of the implement width in inches should be entered in Boom 2 and Boom 3.
- 2) Enter speed cal, using the tire circumference in inches, or appropriate number for radar brand.
- 3) Choose the METER CAL number from the Rate Chart, entering that number in the Raven Console as outlined in the Instruction for Programming the Raven the 600 Controller.
This is the starting point for your calibration run.

Place collection bags on all, one-half, or one-quarter of the outlets to catch the product as it is being transported by air from the metering wheels. Remember to leave a small opening to allow the air to escape, but not the material being applied. Close the outlets on all that are not being used. You will achieve a higher degree of accuracy with a larger number of outlets used for a sample.

- 4) Set the SELF-TEST speed close to the speed you will be traveling in the field.
- 5) Turn the Console switch on and let the Orbit-Air meter the product for one minute, collecting the product from all, one-half, or one-quarter of the outlets. If the scale you are using does not weight in fractions of an ounce, you may want to let the Orbit-Air run for two or three minutes. Weight the product in ounces and divide by 16 to convert to pounds or fractions of a pound. Record this weight.
- 6) Figure the width that the deflectors or tubes covered in your theoretical application above and multiply this width by the distance covered in the time you ran the metering wheels.

At 1 mph you would travel 88 feet in one minute. At 6mph, you will travel 528 feet. If you ran the metering wheels for 2 or 3 minutes, you would multiply that time by 528 to get the length.

Multiplying length times the width from above and then dividing by 43,560 (square feet in an acre), will give you the acres or portion of an acre covered.

- 7) Next, divide the weight in pounds that you wrote down above by the acres or portion of an acre covered and your answer will be in pounds per acre. If the output did not match the amount programmed into the RATE CAL on the Console, follow the procedure in the example below.

The METER CAL number was 2864

The RATE Cal number was 10 (10 pounds per acre wanted)

The output received in the calibration run was 8.5

Divide 2864 by 8.5 and multiply by 10

Your new METER CAL will be 3369

Make another run to check.

Raven Console Meter Cal Adjustment Example #1 for 30-ft. implement with 7.5-inch spacing, two clutches

Boom 1	Boom 2	Boom 3	Speed Cal	Meter Cal	Valve Cal	Rate 1	Rate 2	Volume	Time	Self-test
0	180 Half of implement width in inches	180 Half of implement width in inches	612 Depends on brand of radar or tire size (if using magnetic speed pickup)	285 In rate chart	2123 Constant	70#/A Target rate	90#/A Target rate	4500 Pounds of seed in hopper	9:00	6 mph Simulated ground speed

Note: Keys 1 through 8 must have data input for the program to work. To calibrate, you must have a self-test speed to calibrate. Console units must be in U.S., SP1 (Wheel sensor or sonar), SP2 (radar), Gran (granular). Be sure if radar is used, that the console is in SP2 mode. Program the correct alarms for your machine according to your operator's manual.

In calibrating, please note that different seed quantities per pound very likely will require changing the "meter cal" number. To complete a calibration for meter cal, please follow the following steps:

Example is for above inputs for 30-foot implement having 7.5-inch spacing and Orbit-Air seeder with two clutches (split shaft). Be aware that there is 88 feet of travel in 1 minute at 1 mph; at 6 mph there is 528 feet of travel in one minute.

1. Convert the 7.5-inch spacing to decimal: $7.5'' \text{ divided by } 12'' = .625'$ (Portion of a foot)
2. $.625' \times 528' = 330 \text{ sq. ft.}$
3. $330 \text{ sq. ft. divided by } 43,560 \text{ (ft.}^2\text{/A)} = .007575$ (% of acre traveled)
4. Catch seed for 1 minute at 6 mph.
5. If weighed in grams, convert to pounds per acre. (295 grams, for example)
 $295 \text{ g} \times .03527 \text{ (Conversion factor)} = 10.404 \text{ ounces}$
 $10.404 \text{ ounces divided by } 16 \text{ ounces} = .6502 \text{ pounds}$
 $\text{Pounds per acre caught: } .6502 \text{ divided by } .007575 \text{ (% of acre traveled)} = 85.8 \text{ pounds}$
6. Target rate is 70#, so the meter cal # in console needs to be adjusted:
 $285 \text{ (current meter cal\#)} \text{ divided by } 85.8 \text{ (pounds caught)} = 3.32$
 $3.32 \times 70\# \text{ (target rate)} = 232, \text{ the new meter cal \#}.$
7. Input 232 as new meter cal # and calibrate again. This result should be close to target rate. You may need to adjust up or down on the meter cal # to get to the target rate.

Raven Console Meter Cal Adjustment Example #2 for 36-ft. implement with 10-inch spacing, two clutches

Boom 1	Boom 2	Boom 3	Speed Cal	Meter Cal	Valve Cal	Rate 1	Rate 2	Volume	Time	Self-test
0	216 Half of implement width in inches	216 Half of implement width in inches	820 Depends on brand of radar or tire size (if using magnetic speed pickup)	285 In rate chart	2123 Constant	70#/A Target rate	90#/A Target rate	4500 Pounds of seed in hopper	9:00	6 mph Simulated ground speed

Note: Keys 1 through 8 must have data input for the program to work. To calibrate, you must input a self-test speed. Console units must be in U.S., SP1 (Wheel sensor or sonar), SP2 (radar), Gran (granular). Be sure if radar is used, that the console is in SP2 mode. Program the correct alarms for your machine according to your operator's manual.

In calibrating, please note that different seed quantities per pound very likely will require changing the "meter cal" number. To complete a calibration for meter cal adjustment, please follow the following steps:

Example is from above inputs for 36-foot implement having 10-inch spacing and Orbit-Air seeder with two clutches (split shaft). Be aware that there is 88 feet of travel in 1 minute at 1 mph, at 6 mph there is 528 feet of travel in one minute.

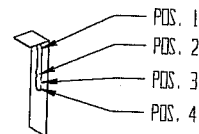
1. Convert the 10-inch spacing to decimal: $10" \text{ divided by } 12" = .833'$ (Portion of a foot)
2. $.833' \times 528' = 440 \text{ sq. ft.}$
3. $440 \text{ sq. ft. divided by } 43,560 \text{ (ft.}^2\text{/A)} = .010101$ (% of acre traveled)
4. Catch seed for 1 minute at 6 mph.
5. If weighed in grams, convert to pounds per acre. (295-gram catch, for example)
 $295 \text{ g} \times .03527 \text{ (Conversion factor)} = 10.404 \text{ ounces}$
 $10.404 \text{ ounces divided by } 16 \text{ ounces} = .6502 \text{ pounds}$
 $\text{Pounds per acre caught: } .6502 \text{ divided by } .010101 \text{ (% of acre traveled)} = 64.3 \text{ pounds}$
6. Target rate is 70#, so the meter cal # in console needs to be adjusted:
 $285 \text{ (current meter cal\#)} \text{ divided by } 64.3 \text{ (pounds caught)} = 4.43$
 $4.43 \times 70\# \text{ (target rate)} = 310$, the new meter cal #.
7. Input 310 as new meter cal # and calibrate again. This result should be close to target rate. You may need to adjust up or down on the meter cal # to get to the target rate.

SEEDS

Plant Stands - Soybeans

ROW WIDTH	Desired seeds per acre (x 1000)					
	100	125	150	175	200	225
	Seeds per foot of row					
40"	7.7	9.6	11.5	13.4	15.3	17.2
38"	7.3	9.1	10.9	12.7	14.5	16.4
36"	6.9	8.6	10.3	12.1	13.8	15.5
30"	5.7	7.2	8.6	10.0	11.5	12.9
22"	4.2	5.3	6.3	7.4	8.4	9.5
20"	3.8	4.8	6.7	6.7	7.7	8.6
15"	2.9	3.6	4.3	5.0	5.7	6.5
12"	2.3	2.9	3.4	4.0	4.6	5.2
10"	1.9	2.4	2.9	3.3	3.8	4.3
7.5"	1.4	1.8	2.2	2.5	2.9	3.2
6"	1.2	1.4	1.7	2.0	2.3	2.6
Seeds/ Lb.	Pounds of Seed Per Acre					
2000	50	63	75	88	100	113
2100	48	60	71	83	95	107
2200	45	57	68	80	91	102
2300	43	54	65	76	87	98
2400	42	52	63	73	83	94
2500	40	50	60	70	80	90
2600	38	48	58	67	77	87
2700	37	46	56	65	74	83
2800	36	45	54	63	71	80
2900	34	43	52	60	69	78
3000	33	42	50	58	67	75
2100	32	40	48	56	65	73
3200	31	39	47	55	63	70
3300	30	38	45	53	61	68
3400	29	37	44	51	59	66
3500	29	36	43	50	57	64
3600	28	35	42	49	56	63
3700	27	34	41	47	54	61
3800	26	33	39	46	53	59
3900	26	32	38	45	51	58
4000	26	31	38	44	50	56

64 & 66 Series Orbit-Air Rate Chart



2500-3500 SEEDS/LB

Soybeans

— Closure Positions

White Metering Wheel

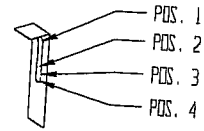
Closure Position:	--- O P E N E R S P A C I N G O F D R I L L						Width - Inches of Impl.	Width- in feet of Impl.
	<u>30</u> #4	<u>15</u> #4	<u>12</u> #4	<u>10</u> #4	<u>7.5</u> #4	<u>6</u> #4		
	Meter Cal Number for Raven 600 Console							
2502	1251	1001	834	626	500	180	15	
2346	1173	938	782	586	469	192	16	
2208	1104	883	736	552	442	204	17	
2085	1043	834	695	521	417	216	18	
1975	988	790	658	494	395	228	19	
1877	938	751	626	469	375	240	20	
1787	894	715	596	447	357	252	21	
1706	853	682	569	426	341	264	22	
1632	816	653	544	408	326	276	23	
1564	782	626	521	391	313	288	24	
1501	751	600	500	375	300	300	25	
1443	722	577	481	361	289	312	26	
1390	695	556	463	348	278	324	27	
1340	670	536	447	335	268	336	28	
1294	647	518	431	324	259	348	29	
1251	626	500	417	313	250	360	30	
1211	605	484	404	303	242	372	31	
1173	586	469	391	293	235	384	32	
1137	569	455	379	284	227	396	33	
1104	552	442	368	276	221	408	34	
1072	536	429	357	268	214	420	35	
1043	521	417	348	261	209	432	36	
1014	507	406	338	254	203	444	37	
988	494	395	329	247	198	456	38	
962	481	385	321	241	192	468	39	
938	469	375	313	235	188	480	40	
915	458	366	305	229	183	492	41	
894	447	357	298	223	179	504	42	
873	436	349	291	218	175	516	43	
853	426	341	284	213	171	528	44	
834	417	334	278	209	167	540	45	
816	408	326	272	204	163	552	46	
799	399	319	266	200	160	564	47	
782	391	313	261	195	156	576	48	
766	383	306	255	191	153	588	49	
751	375	300	250	188	150	600	50	
736	368	294	245	184	147	612	51	
722	361	289	241	180	144	624	52	
708	354	283	236	177	142	636	53	
695	348	278	232	174	139	648	54	
682	341	273	227	171	136	660	55	
670	335	268	223	168	134	672	56	
658	329	263	219	165	132	684	57	
647	324	259	216	162	129	696	58	
636	318	254	212	159	127	708	59	
626	313	250	209	156	125	720	60	

RateCht\RAVEN.WB3

64 & 66 Series Orbit-Air Rate Chart

Wheat

RED METERING WHEELS



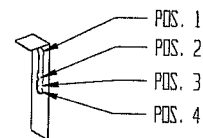
Closure position: #4 (Fully open)

ROW SPACING IN INCHES FOR EACH ROW

	30	15	12	10	7	6		
Closure position:	#4	#4	#4	#4	#4	#4		
AGITATORS?	NO	NO	NO	NO	NO	NO	BOOM	IMPL.
	METER #	METER #	METER #	METER #	METER #	METER #	CAL # INCH.	WIDTH FT.
	1935	968	774	645	452	387	96	8
	1720	860	688	573	401	344	108	9
	1548	774	619	516	361	310	120	10
	1407	704	563	469	328	281	132	11
	1290	645	516	430	301	258	144	12
	1191	595	476	397	278	238	156	13
	1106	553	442	369	258	221	168	14
	1032	516	413	344	241	206	180	15
	968	484	387	322	226	194	192	16
	911	455	364	304	212	182	204	17
	860	430	344	287	201	172	216	18
	815	407	326	272	190	163	228	19
	774	387	310	258	181	155	240	20
	737	369	295	246	172	147	252	21
	704	352	281	235	164	141	264	22
	673	337	269	224	157	135	276	23
	645	322	258	215	150	129	288	24
	619	310	248	206	144	124	300	25
	595	298	238	198	139	119	312	26
	573	287	229	191	134	115	324	27
	553	276	221	184	129	11	336	28
	534	267	214	178	125	107	348	29
	516	258	206	172	120	103	360	30
	499	250	200	166	117	100	372	31
	484	242	194	161	113	97	384	32
	469	235	188	156	109	94	396	33
	455	228	182	152	106	91	408	34
	442	221	177	147	103	88	420	35
	430	215	172	143	100	86	432	36
	418	209	167	139	98	84	444	37
	407	204	163	136	95	81	456	38
	397	198	159	132	93	79	468	39
	387	194	155	129	90	77	480	40
	378	189	151	126	88	76	492	41
	369	184	147	123	86	74	504	42
	360	180	144	120	84	72	516	43
	352	176	141	117	82	70	528	44
	344	172	138	115	80	69	540	45
	337	168	135	112	79	67	552	46
	329	165	132	110	77	66	564	47
	323	161	129	108	75	65	576	48
	316	158	126	105	74	63	588	49
	310	155	124	103	72	62	600	50
	304	152	121	101	71	61	612	51
	298	149	119	99	69	60	624	52
	292	146	117	97	68	58	636	53
	287	143	115	96	67	57	648	54
	281	141	113	94	66	56	660	55
	276	138	111	92	65	55	672	56
	272	136	109	91	63	54	684	57
	267	133	107	89	62	53	696	58
	262	131	105	87	61	52	708	59
	258	129	103	86	60	52	720	60

**W H E A T
W H I T E M E T E R I N G W H E E L S**

Closure position: #4 (Fully open)

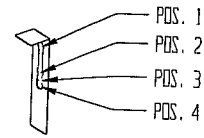


IMPORTANT: This chart indicates meter cal for full-rate wheels with individual runs.
If the unit has half-rate metering wheels to individual runs or full-rate to splitters, then use the meter cal for twice the spacing or double the meter cal. Example: Use meter cal for 12" spacing when splitting to 6" runs.

ROW SPACING IN INCHES FOR EACH ROW

Closure position:	30	15	12	10	7	6		
Agitators?	#4	#4	#4	#4	#4	#4		
	NO	NO	NO	NO	NO	NO		
	Meter Cal#	Meter Cal#	Meter Cal#	Meter Cal#	Meter Cal#	Meter Cal#	Ca# Inches	Width Feet
	2662	1331	1065	887	621	535	96	8
	2367	1183	947	789	552	473	108	9
	2130	1065	852	710	497	426	120	10
	1936	968	775	645	452	387	132	11
	1775	887	710	592	414	355	144	12
	1638	819	655	546	382	328	156	13
	1521	761	609	507	355	304	168	14
	1420	710	568	473	331	284	180	15
	1331	666	532	444	311	266	192	16
	1253	626	501	418	292	251	204	17
	1183	592	473	394	276	237	216	18
	1121	561	448	374	262	224	228	19
	1065	532	426	355	248	213	240	20
	1014	507	406	338	237	203	252	21
	968	484	387	323	226	194	264	22
	926	463	370	309	216	185	276	23
	888	444	355	296	207	178	288	24
	852	426	341	284	199	170	300	25
	819	410	328	273	191	164	312	26
	789	394	316	263	184	158	324	27
	761	380	304	254	178	152	336	28
	734	367	294	245	171	147	348	29
	710	355	284	237	166	142	360	30
	687	344	275	229	160	137	372	31
	666	333	266	222	155	133	384	32
	645	323	258	215	151	129	396	33
	626	313	251	209	146	125	408	34
	609	304	243	203	142	122	420	35
	592	296	237	197	138	118	432	36
	576	288	230	192	134	115	444	37
	561	280	224	187	131	112	456	38
	546	273	218	182	127	109	468	39
	532	266	213	178	124	106	480	40
	520	260	208	173	121	104	492	41
	507	254	203	169	118	101	504	42
	495	248	198	165	116	99	516	43
	484	242	194	161	113	97	528	44
	473	237	189	158	110	95	540	45
	463	232	185	154	108	93	552	46
	453	227	181	151	106	91	564	47
	444	222	178	148	104	89	576	48
	435	217	174	145	101	87	588	49
	426	213	170	142	99	85	600	50
	418	209	167	139	97	84	612	51
	410	205	164	137	96	82	624	52
	402	201	161	134	94	80	636	53
	394	197	158	131	92	79	648	54
09/20/00	387	194	155	129	90	77	660	55
0awtwh.wb3	380	190	152	127	89	76	672	56
	374	187	149	125	87	75	684	57
	367	184	147	122	86	73	696	58
	361	181	144	120	84	72	708	59
	355	178	142	118	83	71	720	60

64 & 66 Series Orbit-Air Applicator



Closure position: #4 (Fully Open)

White Rice

Red Metering Wheel

--- O P E N E R S P A C I N G O F D R I L L ---

30 15 12 10 7.5 6

Inches
of Impl.

Width
in feet
of Impl.

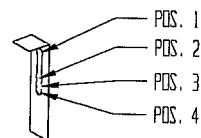
M E T E R C A L N U M B E R F O R R A V E N 6 0 0

	<u>30</u>	<u>15</u>	<u>12</u>	<u>10</u>	<u>7.5</u>	<u>6</u>	Inches of Impl.	Width in feet of Impl.
1405	703	562	468	351	281		180	15
1317	659	527	439	329	263		192	16
1240	620	496	413	310	248		204	17
1171	585	468	390	293	234		216	18
1109	555	444	370	277	222		228	19
1054	527	422	351	263	211		240	20
1004	502	401	335	251	201		252	21
958	479	383	319	239	192		264	22
916	458	367	305	229	183		276	23
878	439	351	293	220	176		288	24
843	421	337	281	211	169		300	25
811	405	324	270	203	162		312	26
781	390	312	260	195	156		324	27
753	376	301	251	188	151		336	28
727	363	291	242	182	145		348	29
702	351	281	234	176	141		360	30
680	340	272	227	170	136		372	31
659	329	263	220	165	132		384	32
639	319	255	213	160	128		396	33
620	310	248	207	155	124		408	34
602	301	241	201	151	120		420	35
585	293	234	195	146	117		432	36
570	285	228	190	142	114		444	37
555	277	222	185	139	111		456	38
540	270	216	180	135	108		468	39
527	263	211	176	132	105		480	40
514	257	206	171	129	103		492	41
502	251	201	167	125	100		504	42
490	245	196	163	123	98		516	43
479	239	192	160	120	96		528	44
468	234	187	156	117	94		540	45
458	229	183	153	115	92		552	46
448	224	179	149	112	90		564	47
439	220	176	146	110	88		576	48
430	215	172	143	108	86		588	49
422	211	169	141	105	84		600	50
413	207	165	138	103	83		612	51
405	203	162	135	101	81		624	52
398	199	159	133	99	80		636	53
390	195	156	130	98	78		648	54
383	192	153	128	96	77		660	55
376	188	151	125	94	75		672	56
370	185	148	123	92	74		684	57
363	182	145	121	91	73		696	58
357	179	143	119	89	71		708	59
351	176	141	117	88	70		720	60

64 & 66 Series Orbit-Air Rate Chart

SEED - BROADCAST APPLICATION

24" TUBE OR DEFLECTOR SPACING



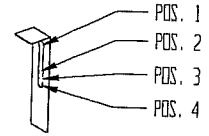
SEED	PARK KEN. BLUEGRASS	CANOLA Canadian	ALFALFA BLACK	Closure Positions	
M. WHEELS:	BLACK	BLACK	BLACK	IMPL.	
++ Closure Position	#2	#2	#2	BOOM	WIDTH
AGITATORS?	NO	NO	NO	CAL #	FT.
	METER	METER	METER		
	CAL #	CAL #	CAL #		
	9535	2846	2846	156	13
	8854	2643	2643	168	14
	8264	2467	2467	180	15
	7747	2313	2313	192	16
	7291	2176	2176	204	17
	6886	2056	2056	216	18
	6524	1947	1947	228	19
	6198	1850	1850	240	20
	5903	1762	1762	252	21
	5634	1682	1682	264	22
	5389	1609	1609	276	23
	5165	1542	1542	288	24
	4958	1480	1480	300	25
	4768	1423	1423	312	26
	4591	1370	1370	324	27
	4427	1321	1321	336	28
	4274	1276	1276	348	29
	4132	1233	1233	360	30
	3999	1194	1194	372	31
	3874	1156	1156	384	32
	3756	1121	1121	396	33
	3646	1088	1088	408	34
	3542	1057	1057	420	35
	3443	1028	1028	432	36
	3350	1000	1000	444	37
	3262	974	974	456	38
	3178	949	949	468	39
	3099	925	925	480	40
	3023	902	902	492	41
	2951	881	881	504	42
	2883	860	860	516	43
	2817	841	841	528	44
	2755	822	822	540	45
	2695	804	804	552	46
	2637	787	787	564	47
	2582	771	771	576	48
	2530	755	755	588	49
	2479	740	740	600	50
	2430	725	725	612	51
	2384	712	712	624	52
	2339	698	698	636	53
	2295	685	685	648	54
	2254	673	673	660	55
	2213	661	661	672	56
	2175	649	649	684	57
	2137	638	638	696	58
	2101	627	627	708	59
	2066	617	617	720	60

++ NOTE! Please check to see that the Hole Closure is in the proper position.

64 & 66 Series Orbit-Air Rate Chart

S E E D - BROADCAST APPLICATION

27" TUBE OR DEFLECTOR SPACING



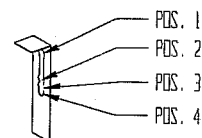
SEED	PARK KEN. BLUEGRASS	CANOLA Canadian	ALFALFA BLACK	Closure Positions	
M.WHEELS	BLACK	BLACK	BLACK	IMPL.	
++ Closure Position	#2	#2	#2		
AGITATORS?	NO	NO	NO		
	METER	METER	METER	BOOM	WIDTH
	CAL #	CAL #	CAL #	CAL #	FT.
	8476	2530	2530	156	13
	7871	2349	2349	168	14
	7346	2193	2193	180	15
	6887	2056	2056	192	16
	6482	1935	1935	204	17
	6122	1827	1827	216	18
	5799	1731	1731	228	19
	5509	1645	1645	240	20
	5247	1566	1566	252	21
	5009	1495	1495	264	22
	4791	1430	1430	276	23
	4591	1370	1370	288	24
	4408	1316	1316	300	25
	4238	1265	1265	312	26
	4081	1218	1218	324	27
	3935	1175	1175	336	28
	3800	1134	1134	348	29
	3673	1096	1096	360	30
	3554	1061	1061	372	31
	3443	1028	1028	384	32
	3339	997	997	396	33
	3241	967	967	408	34
	3148	940	940	420	35
	3061	914	914	432	36
	2978	889	889	444	37
	2900	866	866	456	38
	2825	843	843	468	39
	2755	822	822	480	40
	2688	802	802	492	41
	2624	783	783	504	42
	2563	765	765	516	43
	2504	747	747	528	44
	2449	731	731	540	45
	2395	715	715	552	46
	2344	700	700	564	47
	2296	685	685	576	48
	2249	671	671	588	49
	2204	658	658	600	50
	2161	645	645	612	51
	2119	632	632	624	52
	2079	621	621	636	53
	2041	609	609	648	54
	2003	598	598	660	55
	1968	587	587	672	56
	1933	577	577	684	57
	1900	567	567	696	58
	1868	557	557	708	59
	1836	548	548	720	60

++ NOTE! Please check to see that the Hole Closure is in the proper position.

64 & 66 Series Orbit-Air Rate Chart

S E E D - BROADCAST APPLICATION

30" TUBE OR DEFLECTOR SPACING



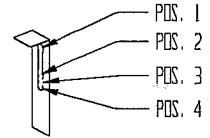
SEED	PARK KEN. BLUGRASS	CANOLA Canadian	ALFALFA	Closure Positions	
M.WHEELS	BLACK	BLACK	BLACK		
++ Closure Position	#2	#2	#2		
AGITATORS?	NO	NO	NO	IMPL.	
	METER	METER	METER	BOOM	WIDTH
	CAL #	CAL #	CAL #	CAL #	FT.
	7960	2277	2277	156	13
	7391	2114	2114	168	14
	6899	1973	1973	180	15
	6468	1850	1850	192	16
	6087	1741	1741	204	17
	5749	1644	1644	216	18
	5446	1558	1558	228	19
	5174	1480	1480	240	20
	4928	1410	1410	252	21
	4704	1345	1345	264	22
	4499	1287	1287	276	23
	4312	1233	1233	288	24
	4139	1184	1184	300	25
	3980	1138	1138	312	26
	3833	1096	1096	324	27
	3696	1057	1057	336	28
	3568	1021	1021	348	29
	3449	987	987	360	30
	3338	955	955	372	31
	3234	925	925	384	32
	3136	897	897	396	33
	3044	871	871	408	34
	2957	846	846	420	35
	2874	822	822	432	36
	2797	800	800	444	37
	2723	779	779	456	38
	2653	759	759	468	39
	2587	740	740	480	40
	2524	722	722	492	41
	2464	705	705	504	42
	2407	688	688	516	43
	2352	673	673	528	44
	2300	658	658	540	45
	2250	643	643	552	46
	2202	630	630	564	47
	2156	617	617	576	48
	2112	604	604	588	49
	2070	592	592	600	50
	2029	580	580	612	51
	1990	569	569	624	52
	1952	559	559	636	53
	1916	548	548	648	54
	1881	538	538	660	55
	1848	529	529	672	56
	1815	519	519	684	57
	1784	510	510	696	58
	1754	502	502	708	59
	1725	493	493	720	60

++ NOTE! Please check to see that the Hole Closure is in the proper position.

RateChAraven\seed30.wb3

64 & 66 Orbit-Air Rate Chart

METERING WHEEL COLOR RED
 METERING WHEEL SIZE 1-1/4"
 METERING GATE POSITION #4 OPEN
 DEFLECTOR SPACING 30"



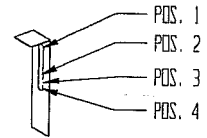
Closure Positions

DENSITY OF FERTILIZER

48	50	52	54	56	58	60	62	64	66	68	70	BOOM CAL INCHES
METER	CAL	NUMBERS	FOR	ABOVE	DENSITIES							
660	643	627	610	594	577	561	544	528	511	495	478	240
629	613	597	581	566	550	534	518	503	487	471	455	252
600	585	570	555	540	525	510	495	480	465	450	435	264
574	560	545	531	516	502	488	473	459	444	430	416	276
550	536	522	509	495	481	467	453	440	426	412	398	288
528	515	502	488	475	462	449	435	422	409	396	382	300
508	495	482	470	457	444	431	419	406	393	380	368	312
489	477	464	452	440	428	415	403	391	379	366	354	324
471	460	448	436	424	412	401	389	377	365	353	341	336
455	444	432	421	410	398	387	375	364	352	341	330	348
440	429	418	407	396	385	374	363	352	341	330	319	360
426	415	404	394	383	372	362	351	340	330	319	308	372
413	402	392	381	371	361	350	340	330	319	309	299	384
400	390	380	370	360	350	340	330	320	310	300	290	396
388	379	369	359	349	340	330	320	310	301	291	281	408
377	368	358	349	339	330	320	311	302	292	283	273	420
367	357	348	339	330	321	312	302	293	284	275	266	432
357	348	339	330	321	312	303	294	285	276	267	258	444
347	339	330	321	313	304	295	286	278	269	260	252	456
338	330	321	313	305	296	288	279	271	262	254	245	468
330	322	313	305	297	289	280	272	264	256	247	239	480
322	314	306	298	290	282	274	265	257	249	241	233	492
314	306	299	291	283	275	267	259	251	243	235	228	504
307	299	292	284	276	268	261	253	245	238	230	222	516
300	292	285	277	270	262	255	247	240	232	225	217	528
293	286	279	271	264	257	249	242	235	227	220	212	540
287	280	273	265	258	251	244	237	229	222	215	208	552
281	274	267	260	253	246	239	232	225	217	210	203	564
275	268	261	254	247	241	234	227	220	213	206	199	576
269	263	256	249	242	236	229	222	215	209	202	195	588
264	257	251	244	238	231	224	218	211	204	198	191	600
259	252	246	239	233	226	220	213	207	200	194	187	612
254	247	241	235	228	222	216	209	203	197	190	184	624
249	243	237	230	224	218	212	205	199	193	187	180	636
244	238	232	226	220	214	208	202	195	189	183	177	648
240	234	228	222	216	210	204	198	192	186	180	174	660
236	230	224	218	212	206	200	194	188	183	177	171	672
232	226	220	214	208	203	197	191	185	179	174	168	684
228	222	216	210	205	199	193	188	182	176	171	165	696
224	218	213	207	201	196	190	184	179	173	168	162	708
220	214	209	203	198	192	187	181	176	170	165	159	720

64 & 66 Series Orbit-Air Rate Chart

METERING WHEEL COLOR **RED**
 METERING WHEEL SIZE **2"**
 CLOSURE POSITION **#4 OPEN**
 DEFLECTOR SPACING **30"**

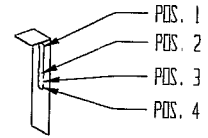


Closure Positions

D E N S I T Y O F F E R T I L I Z E R											Boom	
48	50	52	54	56	58	60	62	64	66	68	70	CAL
METER CAL NUMBERS FOR ABOVE DENSITIES											INCHES	
412	402	391	381	371	361	350	340	330	320	309	299	240
392	383	373	363	353	343	334	324	314	304	295	285	252
375	365	356	347	337	328	319	309	300	290	281	272	264
358	349	340	331	323	314	305	296	287	278	269	260	276
343	335	326	318	309	301	292	283	275	266	258	249	288
330	321	313	305	297	289	280	272	264	256	247	239	300
317	309	301	293	285	277	270	262	254	246	238	230	312
305	298	290	282	275	267	260	252	244	237	229	221	324
294	287	280	272	265	258	250	243	236	228	221	214	336
284	277	270	263	256	249	242	235	227	220	213	206	348
275	268	261	254	247	240	234	227	220	213	206	199	360
266	259	253	246	239	233	226	219	213	206	200	193	372
257	251	245	238	232	225	219	213	206	200	193	187	384
250	243	237	231	225	219	212	206	200	194	187	181	396
242	236	230	224	218	212	206	200	194	188	182	176	408
235	230	224	218	212	206	200	194	188	183	177	171	420
229	223	217	212	206	200	195	189	183	178	172	166	432
223	217	212	206	200	195	189	184	178	173	167	162	444
217	211	206	201	195	190	184	179	174	168	163	157	456
211	206	201	195	190	185	180	174	169	164	159	153	468
206	201	196	191	185	180	175	170	165	160	155	150	480
201	196	191	186	181	176	171	166	161	156	151	146	492
196	191	186	182	177	172	167	162	157	152	147	142	504
192	187	182	177	173	168	163	158	153	149	144	139	516
187	183	178	173	169	164	159	155	150	145	141	136	528
183	179	174	169	165	160	156	151	147	142	137	133	540
179	175	170	166	161	157	152	148	143	139	134	130	552
175	171	167	162	158	153	149	145	140	136	132	127	564
172	167	163	159	155	150	146	142	137	133	129	125	576
168	164	160	156	151	147	143	139	135	130	126	122	588
165	161	157	152	148	144	140	136	132	128	124	120	600
162	158	154	149	145	141	137	133	129	125	121	117	612
158	155	151	147	143	139	135	131	127	123	119	115	624
155	152	148	144	140	136	132	128	124	121	117	113	636
153	149	145	141	137	134	130	126	122	118	115	111	648
150	146	142	139	135	131	127	124	120	116	112	109	660
147	143	140	136	132	129	125	121	118	114	110	107	672
145	141	137	134	130	127	123	119	116	112	109	105	684
142	139	135	131	128	124	121	117	114	110	107	103	696
140	136	133	129	126	122	119	115	112	108	105	101	708
137	134	130	127	124	120	117	113	110	107	103	100	720

64 & 66 Series Orbit-Air Rate Chart

METERING WHEEL COLOR **YELLOW**
 METERING WHEEL SIZE **1-1/4"**
 CLOSURE POSITION **#4 OPEN**
 DEFLECTOR SPACING **30"**



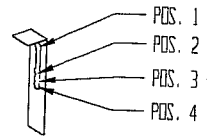
Closure Positions

D E N S I T Y O F F E R T I L I Z E R

<u>48</u>	<u>50</u>	<u>52</u>	<u>54</u>	<u>56</u>	<u>58</u>	<u>60</u>	<u>62</u>	<u>64</u>	<u>66</u>	<u>68</u>	<u>70</u>	BOOM CAL INCHES
		METER	CAL	NUMBERS		FOR	ABOVE	DENSITIES				
413	403	392	382	372	361	351	340	330	320	309	299	240
393	383	374	364	354	344	334	324	314	305	295	285	252
375	366	357	347	338	328	319	310	300	291	281	272	264
359	350	341	332	323	314	305	296	287	278	269	260	276
344	336	327	318	310	301	292	284	275	266	258	249	288
330	322	314	306	297	289	281	272	264	256	247	239	300
318	310	302	294	286	278	270	262	254	246	238	230	312
306	298	291	283	275	268	260	252	245	237	229	221	324
295	288	280	273	265	258	251	243	236	228	221	214	336
285	278	271	263	256	249	242	235	228	221	213	206	348
275	268	262	255	248	241	234	227	220	213	206	199	360
266	260	253	246	240	233	226	220	213	206	200	193	372
258	252	245	239	232	226	219	213	206	200	193	187	384
250	244	238	231	225	219	213	206	200	194	187	181	396
243	237	231	225	219	212	206	200	194	188	182	176	408
236	230	224	218	212	206	200	195	189	183	177	171	420
229	224	218	212	206	201	195	189	183	178	172	166	432
223	218	212	206	201	195	190	184	178	173	167	162	444
217	212	206	201	196	190	185	179	174	168	163	157	456
212	206	201	196	191	185	180	175	169	164	159	153	468
207	201	196	191	186	181	175	170	165	160	155	150	480
201	196	191	186	181	176	171	166	161	156	151	146	492
197	192	187	182	177	172	167	162	157	152	147	142	504
192	187	182	178	173	168	163	158	154	149	144	139	516
188	183	178	174	169	164	159	155	150	145	141	136	528
184	179	174	170	165	161	156	151	147	142	137	133	540
180	175	171	166	162	157	153	148	144	139	135	130	552
176	171	167	163	158	154	149	145	140	136	132	127	564
172	168	163	159	155	150	146	142	138	133	129	125	576
169	164	160	156	152	147	143	139	135	131	126	122	588
165	161	157	153	149	144	140	136	132	128	124	120	600
162	158	154	150	146	142	138	134	129	125	121	117	612
159	155	151	147	143	139	135	131	127	123	119	115	624
156	152	148	144	140	136	132	128	125	121	117	113	636
153	149	145	141	138	134	130	126	122	118	115	111	648
150	146	143	139	135	131	128	124	120	116	112	109	660
148	144	140	136	133	129	125	122	118	114	110	107	672
145	141	138	134	130	127	123	119	116	112	109	105	684
142	139	135	132	128	125	121	117	114	110	107	103	696
140	136	133	129	126	122	119	115	112	108	105	101	708
138	134	131	127	124	120	117	113	110	107	103	100	720

64 & 66 Orbit-Air Rate Chart

METERING WHEEL COLOR **YELLOW**
 METERING WHEEL SIZE **2"**
 CLOSURE POSITION **#4 OPEN**
 DEFLECTOR SPACING **30"**



Closure Positions

DENSITY OF FERTILIZER

<u>48</u>	<u>50</u>	<u>52</u>	<u>54</u>	<u>56</u>	<u>58</u>	<u>60</u>	<u>62</u>	<u>64</u>	<u>66</u>	<u>68</u>	<u>70</u>	BOOM CAL INCHES
METER	CAL	NUMBERS	FOR	ABOVE	DENSITIES							
258	252	245	239	232	226	219	213	206	200	193	187	240
246	240	233	227	221	215	209	203	197	190	184	178	252
235	229	223	217	211	205	199	193	188	182	176	170	264
224	219	213	208	202	196	191	185	179	174	168	163	276
215	210	204	199	193	188	183	177	172	167	161	156	288
206	201	196	191	186	181	175	170	165	160	155	150	300
198	193	189	184	179	174	169	164	159	154	149	144	312
191	186	182	177	172	167	162	158	153	148	143	139	324
184	180	175	170	166	161	157	152	147	143	138	134	336
178	173	169	165	160	156	151	147	142	138	133	129	348
172	168	163	159	155	150	146	142	138	133	129	125	360
166	162	158	154	150	146	141	137	133	129	125	121	372
161	157	153	149	145	141	137	133	129	125	121	117	384
156	152	149	145	141	137	133	129	125	121	117	113	396
152	148	144	140	137	133	129	125	121	118	114	110	408
147	144	140	136	133	129	125	122	118	114	111	107	420
143	140	136	133	129	125	122	118	115	111	107	104	432
139	136	132	129	126	122	119	115	112	108	105	101	444
136	132	129	126	122	119	115	112	109	105	102	98	456
132	129	126	122	119	116	112	109	106	103	99	96	468
129	126	123	119	116	113	110	106	103	100	97	94	480
126	123	120	116	113	110	107	104	101	98	94	91	492
123	120	117	114	111	107	104	101	98	95	92	89	504
120	117	114	111	108	105	102	99	96	93	90	87	516
117	114	111	108	106	103	100	97	94	91	88	85	528
115	112	109	106	103	100	97	95	92	89	86	83	540
112	109	107	104	101	98	95	93	90	87	84	81	552
110	107	104	102	99	96	93	91	88	85	82	80	564
108	105	102	99	97	94	91	89	86	83	81	78	576
105	103	100	97	95	92	89	87	84	82	79	76	588
103	101	98	95	93	90	88	85	83	80	77	75	600
101	99	96	94	91	89	86	83	81	78	76	73	612
99	97	94	92	89	87	84	82	79	77	74	72	624
97	95	92	90	88	85	83	80	78	75	73	71	636
96	93	91	88	86	84	81	79	76	74	72	69	648
94	91	89	87	84	82	80	77	75	73	70	68	660
92	90	88	85	83	81	78	76	74	71	69	67	672
91	88	86	84	81	79	77	75	72	70	68	66	684
89	87	85	82	80	78	76	73	71	69	67	64	696
87	85	83	81	79	77	74	72	70	68	66	63	708
86	84	82	80	77	75	73	71	69	67	64	62	720

**INSECTICIDES
22" ROW SPACING**

COUNTER 15G	FORCE 3G	THIMET 20G	DIPEL SG PLUS	DIPEL 10G	POUNCE 20G	M-PERIL	<u>CHEMICAL:</u>	
BLACK #2 NO	.625 BLACK #2 NO	BLACK #2 NO	BLACK #2 NO	BLACK #2 NO	BLACK #2 NO	BLACK #2 NO	M. WHEELS: Closure Positions AGITATORS?	
<u>METER CAL#</u>	<u>METER CAL#</u>	<u>METER CAL#</u>	<u>METER CAL#</u>	<u>METER CAL#</u>	<u>METER CAL#</u>	<u>METER CAL#</u>	<u>BOOM CAL#</u>	<u>WIDTH IN FEET</u>
4201	9870	4201	1423	3444	2677	1569	120	10
3819	4201	3819	1294	3131	2434	1426	132	11
3501	3851	3501	1186	2870	2231	1308	144	12
3232	3555	3232	1095	2649	2059	1207	156	13
3001	3301	3001	1016	2460	1912	1121	168	14
2801	3081	2801	949	2296	1785	1046	180	15
2626	2888	2626	889	2153	1673	981	192	16
2471	2718	2471	837	2026	1575	923	204	17
2334	2567	2334	791	1913	1487	872	216	18
2211	2432	2211	749	1813	1409	826	228	19
2100	2311	2100	712	1722	1339	785	240	20
2000	2201	2000	678	1640	1275	747	252	21
1910	2101	1910	647	1565	1217	713	264	22
1827	2009	1827	619	1497	1164	682	276	23
1750	1925	1750	593	1435	1115	654	288	24
1680	1848	1680	569	1378	1071	628	300	25
1616	1777	1616	547	1325	1030	603	312	26
1556	1712	1556	527	1276	991	581	324	27
1500	1650	1500	508	1230	956	560	336	28
1449	1593	1449	491	1188	923	541	348	29
1400	1540	1400	474	1148	892	523	360	30
1355	1491	1355	459	1111	864	506	372	31
1313	1444	1313	445	1076	837	490	384	32
1273	1400	1273	431	1044	811	475	396	33
1236	1359	1236	419	1013	787	461	408	34
1200	1320	1200	407	984	765	448	420	35
1167	1284	1167	395	957	744	436	432	36
1135	1249	1135	385	931	724	424	444	37
1106	1216	1106	374	906	704	413	456	38
1077	1185	1077	365	883	686	402	468	39
1050	1155	1050	356	861	669	392	480	40
1025	1127	1025	347	840	653	383	492	41
1000	1100	1000	339	820	637	374	504	42
977	1075	977	331	801	623	365	516	43
955	1050	955	323	783	608	357	528	44
934	1027	934	316	765	595	349	540	45
913	1005	913	309	749	582	341	552	46
894	983	894	303	733	570	334	564	47
875	963	875	296	718	558	327	576	48
857	943	857	290	703	546	320	588	49
840	924	840	285	689	535	314	600	50
824	906	824	279	675	525	308	612	51
808	889	808	274	662	515	302	624	52
793	872	793	268	650	505	296	636	53
778	856	778	264	638	496	291	648	54
764	840	764	259	626	487	285	660	55
750	825	750	254	615	478	280	672	56
737	811	737	250	604	470	275	684	57
724	797	724	245	594	462	271	696	58
712	783	712	241	584	454	266	708	59
700	770	700	237	574	446	262	720	60

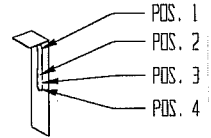
**INSECTICIDES
30" ROW SPACING**

COUNTER 15G	FORCE 3G	THIMET 20G	DIPEL SG PLUS	DIPEL 10G	POUNCE 20G	M-PERIL	METERING WHEELS Closure Positions AGITATORS? IMPL.	BOOM CAL#	WIDTH IN FEET
BLACK #2 NO	.625 BLACK #2 NO	BLACK #2 NO	BLACK #2 NO	BLACK #2 NO	BLACK #2 NO	BLACK #2 NO			
METER CAL#	METER CAL#	METER CAL#	METER CAL#	METER CAL#	METER CAL#	METER CAL#			
7102	13338	5600	7470	6606	5460	6086		120	10
6456	12125	5091	6791	6005	4964	5533		132	11
5918	11115	4667	6225	5505	4550	5072		144	12
5463	10260	4308	5746	5082	4200	4682		156	13
5073	9527	4000	5336	4719	3900	4347		168	14
4735	8892	3733	4980	4404	3640	4057		180	15
4439	8336	3500	4669	4129	3413	3804		192	16
4178	7846	3294	4394	3886	3212	3580		204	17
3946	7410	3111	4150	3670	3033	3381		216	18
3738	7020	2947	3932	3477	2874	3203		228	19
3551	6669	2800	3735	3303	2730	3043		240	20
3382	6351	2667	3557	3146	2600	2898		252	21
3228	6063	2545	3395	3003	2482	2766		264	22
3088	5799	2435	3248	2872	2374	2646		276	23
2959	5558	2333	3112	2753	2275	2536		288	24
2841	5335	2240	2988	2642	2184	2434		300	25
2732	5130	2154	2873	2541	2100	2341		312	26
2630	4940	2074	2767	2447	2022	2254		324	27
2536	4764	2000	2668	2359	1950	2174		336	28
2449	4599	1931	2576	2278	1883	2099		348	29
2367	4446	1867	2490	2202	1820	2029		360	30
2291	4303	1806	2410	2131	1761	1963		372	31
2219	4168	1750	2334	2064	1706	1902		384	32
2152	4042	1697	2264	2002	1655	1844		396	33
2089	3923	1647	2197	1943	1606	1790		408	34
2029	3811	1600	2134	1887	1560	1739		420	35
1973	3705	1556	2075	1835	1517	1691		432	36
1919	3605	1514	2019	1785	1476	1645		444	37
1869	3510	1474	1966	1738	1437	1602		456	38
1821	3420	1436	1915	1694	1400	1561		468	39
1776	3335	1400	1867	1652	1365	1522		480	40
1732	3253	1366	1822	1611	1332	1484		492	41
1691	3176	1333	1779	1573	1300	1449		504	42
1652	3102	1302	1737	1536	1270	1415		516	43
1614	3031	1273	1698	1501	1241	1383		528	44
1578	2964	1244	1660	1468	1213	1352		540	45
1544	2900	1217	1624	1436	1187	1323		552	46
1511	2838	1191	1589	1406	1162	1295		564	47
1480	2779	1167	1556	1376	1138	1268		576	48
1449	2722	1143	1524	1348	1114	1242		588	49
1420	2668	1120	1494	1321	1092	1217		600	50
1393	2615	1098	1465	1295	1071	1193		612	51
1366	2565	1077	1437	1270	1050	1170		624	52
1340	2517	1057	1409	1246	1030	1148		636	53
1315	2470	1037	1383	1223	1011	1127		648	54
1291	2425	1018	1358	1201	993	1107		660	55
1268	2382	1000	1334	1180	975	1087		672	56
1246	2340	982	1311	1159	958	1068		684	57
1224	2300	966	1288	1139	941	1049		696	58
1204	2261	949	1266	1120	925	1032		708	59
1184		933	1245	1101	910	1014		720	60

64 & 66 Series Orbit-Air Rate Chart

HERBICIDES

24" Tubing or Deflector Spacing



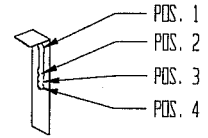
CHEMICAL:	FAR-GO 10G	TREFLAN TR 10	SONALAN	DUAL 25G	ERADICANE 25G and EPTAM 20G	LASSO II 15G	Closure position	IMP.
M. WHEELS	BLACK	BLACK	BLACK	BLACK	BLACK	BLACK		
Closure position:	#2	#3	#2	#2	#2	#2		
AGITATORS?	NO	NO	NO	NO	NO	NO		
	METER CAL#	METER CAL#	METER CAL#	METER CAL#	METER CAL#	METER CAL#	BOOM CAL#	WIDTH IN FEET
	5682	4480	5976	5285	4368	4869	120	10
	5165	4073	5433	4805	3971	4426	132	11
	4735	3733	4980	4404	3640	4058	144	12
	4371	3446	4597	4065	3360	3745	156	13
	4059	3200	4269	3775	3120	3478	168	14
	3788	2987	3984	3523	2912	3246	180	15
	3551	2800	3735	3303	2730	3043	192	16
	3342	2635	3515	3109	2569	2864	204	17
	3157	2489	3320	2936	2427	2705	216	18
	2991	2358	3145	2782	2299	2563	228	19
	2841	2240	2988	2643	2184	2435	240	20
	2706	2133	2846	2517	2080	2319	252	21
	2583	2036	2716	2402	1985	2213	264	22
	2470	1948	2598	2298	1899	2117	276	23
	2368	1867	2490	2202	1820	2029	288	24
	2273	1792	2390	2114	1747	1948	300	25
	2185	1723	2298	2033	1680	1873	312	26
	2104	1659	2213	1957	1618	1803	324	27
	2029	1600	2134	1887	1560	1739	336	28
	1959	1545	2061	1822	1506	1679	348	29
	1894	1493	1992	1762	1456	1623	360	30
	1833	1445	1928	1705	1409	1571	372	31
	1776	1400	1868	1652	1365	1522	384	32
	1722	1358	1811	1602	1324	1475	396	33
	1671	1318	1758	1554	1285	1432	408	34
	1623	1280	1707	1510	1248	1391	420	35
	1578	1244	1660	1468	1213	1353	432	36
	1536	1211	1615	1428	1181	1316	444	37
	1495	1179	1573	1391	1149	1281	456	38
	1457	1149	1532	1355	1120	1248	468	39
	1421	1120	1494	1321	1092	1217	480	40
	1386	1093	1458	1289	1065	1188	492	41
	1353	1067	1423	1258	1040	1159	504	42
	1321	1042	1390	1229	1016	1132	516	43
	1291	1018	1358	1201	993	1107	528	44
	1263	996	1328	1174	971	1082	540	45
	1235	974	1299	1149	950	1058	552	46
	1209	953	1271	1124	929	1036	564	47
	1184	933	1245	1101	910	1014	576	48
	1160	914	1220	1079	891	994	588	49
	1136	896	1195	1057	874	974	600	50
	1114	878	1172	1036	856	955	612	51
	1093	862	1149	1016	840	936	624	52
	1072	845	1128	997	824	919	636	53
	1052	830	1107	979	809	902	648	54
	1033	815	1087	961	794	885	660	55
	1015	800	1067	944	780	869	672	56
	997	786	1048	927	766	854	684	57
	980	772	1030	911	753	839	696	58
	963	759	1013	896	740	825	708	59
	947	747	996	881	728	812	720	60

++ NOTE! Please check to see that the Hole Closure is in the proper position.

64 & 66 Series Orbit-Air Rate Chart

HERBICIDES

27" Tube or Deflector Spacing



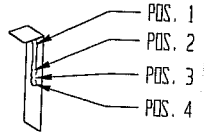
CHEMICAL:	FAR-GO 10G	TREFLAN TR 10	SONALAN	DUAL 25G	ERADICANE 25G and EPTAM 20G	LASSO II 15G		
M. WHEELS:	BLACK	BLACK	BLACK	BLACK	BLACK	BLACK		
++ Closure Position:	#2	#3	#2	#2	#2	#2		
AGITATORS?	NO	NO	NO	NO	NO	NO		IMPL.
	<u>METER CAL#</u>	<u>METER CAL#</u>	<u>METER CAL#</u>	<u>METER CAL#</u>	<u>METER CAL#</u>	<u>METER CAL#</u>	<u>BOOM CAL#</u>	<u>WIDTH IN FEET</u>
	6392	5040	6723	5945	4914	5477	120	10
	5811	4582	6112	5405	4467	4979	132	11
	5327	4200	5603	4954	4095	4564	144	12
	4917	3877	5172	4573	3780	4213	156	13
	4566	3600	4802	4246	3510	3912	168	14
	4261	3360	4482	3963	3276	3651	180	15
	3995	3150	4202	3716	3071	3423	192	16
	3760	2965	3955	3497	2891	3222	204	17
	3551	2800	3735	3303	2730	3043	216	18
	3364	2653	3538	3129	2586	2883	228	19
	3196	2520	3362	2973	2457	2739	240	20
	3044	2400	3201	2831	2340	2608	252	21
	2905	2291	3056	2702	2234	2490	264	22
	2779	2191	2923	2585	2137	2381	276	23
	2663	2100	2801	2477	2048	2282	288	24
	2557	2016	2689	2378	1966	2191	300	25
	2458	1938	2586	2287	1890	2107	312	26
	2367	1867	2490	2202	1820	2029	324	27
	2283	1800	2401	2123	1755	1956	336	28
	2204	1738	2318	2050	1694	1889	348	29
	2131	1680	2241	1982	1638	1826	360	30
	2062	1626	2169	1918	1585	1767	372	31
	1998	1575	2101	1858	1536	1712	384	32
	1937	1527	2037	1802	1489	1660	396	33
	1880	1482	1977	1749	1445	1611	408	34
	1826	1440	1921	1699	1404	1565	420	35
	1776	1400	1867	1651	1365	1521	432	36
	1728	1362	1817	1607	1328	1480	444	37
	1682	1326	1769	1564	1293	1441	456	38
	1639	1292	1724	1524	1260	1404	468	39
	1598	1260	1681	1486	1229	1369	480	40
	1559	1229	1640	1450	1199	1336	492	41
	1522	1200	1601	1415	1170	1304	504	42
	1487	1172	1563	1383	1143	1274	516	43
	1453	1145	1528	1351	1117	1245	528	44
	1420	1120	1494	1321	1092	1217	540	45
	1390	1096	1462	1292	1068	1191	552	46
	1360	1072	1430	1265	1046	1165	564	47
	1332	1050	1401	1239	1024	1141	576	48
	1304	1029	1372	1213	1003	1118	588	49
	1278	1008	1345	1189	983	1095	600	50
	1253	988	1318	1166	964	1074	612	51
	1229	969	1293	1143	945	1053	624	52
	1206	951	1268	1122	927	1033	636	53
	1184	933	1245	1101	910	1014	648	54
	1162	916	1222	1081	893	996	660	55
	1141	900	1201	1062	878	978	672	56
	1121	884	1179	1043	862	961	684	57
	1102	869	1159	1025	847	944	696	58
	1083	854	1139	1008	833	928	708	59
	1065	840	1120	991	819	913	720	60

++ **NOTE!** Please check to see that the hole closure is in the proper position!

64 & 66 Series Orbit-Air Rate Chart

HERBICIDES

30" Tube or Deflector Spacing



<u>CHEMICAL:</u>	FAR-GO 10G	TREFLAN TR 10	SONALAN	DUAL 25G	ERADICANE 25G and EPTAM 20G	LASSO II 15G			
M. WHEELS:	BLACK	BLACK	BLACK	BLACK	BLACK	BLACK			
++ Closure Position	#2	#3	#2	#2	#2	#2			
AGITATORS?	NO	NO	NO	NO	NO	NO			IMPL.
	<u>METER CAL#</u>	<u>METER CAL#</u>	<u>METER CAL#</u>	<u>METER CAL#</u>	<u>METER CAL#</u>	<u>METER CAL#</u>		<u>BOOM CAL#</u>	<u>WIDTH IN FEET</u>
	7102	5600	7470	6606	5460	6086		120	10
	6456	5091	6791	6005	4964	5533		132	11
	5918	4667	6225	5505	4550	5072	_____	144	12
	5463	4308	5746	5082	4200	4682		156	13
	5073	4000	5336	4719	3900	4347		168	14
	4735	3733	4980	4404	3640	4057	_____	180	15
	4439	3500	4669	4129	3413	3804		192	16
	4178	3294	4394	3886	3212	3580		204	17
	3946	3111	4150	3670	3033	3381	_____	216	18
	3738	2947	3932	3477	2874	3203		228	19
	3551	2800	3735	3303	2730	3043		240	20
	3382	2667	3557	3146	2600	2898	_____	252	21
	3228	2545	3395	3003	2482	2766		264	22
	3088	2435	3248	2872	2374	2646		276	23
	2959	2333	3112	2753	2275	2536	_____	288	24
	2841	2240	2988	2642	2184	2434		300	25
	2732	2154	2873	2541	2100	2341		312	26
	2630	2074	2767	2447	2022	2254	_____	324	27
	2536	2000	2668	2359	1950	2174		336	28
	2449	1931	2576	2278	1883	2099		348	29
	2367	1867	2490	2202	1820	2029	_____	360	30
	2291	1806	2410	2131	1761	1963		372	31
	2219	1750	2334	2064	1706	1902		384	32
	2152	1697	2264	2002	1655	1844	_____	396	33
	2089	1647	2197	1943	1606	1790		408	34
	2029	1600	2134	1887	1560	1739		420	35
	1973	1556	2075	1835	1517	1691	_____	432	36
	1919	1514	2019	1785	1476	1645		444	37
	1869	1474	1966	1738	1437	1602		456	38
	1821	1436	1915	1694	1400	1561	_____	468	39
	1776	1400	1867	1652	1365	1522		480	40
	1732	1366	1822	1611	1332	1484		492	41
	1691	1333	1779	1573	1300	1449	_____	504	42
	1652	1302	1737	1536	1270	1415		516	43
	1614	1273	1698	1501	1241	1383		528	44
	1578	1244	1660	1468	1213	1352	_____	540	45
	1544	1217	1624	1436	1187	1323		552	46
	1511	1191	1589	1406	1162	1295		564	47
	1480	1167	1556	1376	1138	1268	_____	576	48
	1449	1143	1524	1348	1114	1242		588	49
	1420	1120	1494	1321	1092	1217		600	50
	1393	1098	1465	1295	1071	1193	_____	612	51
	1366	1077	1437	1270	1050	1170		624	52
	1340	1057	1409	1246	1030	1148		636	53
	1315	1037	1383	1223	1011	1127	_____	648	54
	1291	1018	1358	1201	993	1107		660	55
	1268	1000	1334	1180	975	1087		672	56
	1246	982	1311	1159	958	1068	_____	684	57
	1224	966	1288	1139	941	1049		696	58
	1204	949	1266	1120	925	1032		708	59
	1184	933	1245	1101	910	1014	_____	720	60

++ **NOTE!** Please check to see that the Hole Closure is in the proper position.